

ALUCOTM
Excellence in Aluminium



ALUMINIUM RE-IMAGINED

CONTENTS

Elegance Steel Look Windows and Doors	10	Hardware Range	30
Encore Sliding Door System	18	Colour Range	34
Expanse Bi-folding Door System	24		



OUR EXQUISITE BESPOKE WINDOWS AND DOORS

The Aluco Collection offers exceptional aluminium architectural glazing solutions, meticulously designed to transform your living space into something truly extraordinary.

From our iconic steel replica 'Elegance' range of windows and doors, through to the stunning sliding door system, 'Encore' and our versatile Expanse Bi-folding door range, Aluco offer a unique solution to you and your home.



ALUCO™

Excellence in Aluminium

Attention To Detail

Every product in the Aluco Collection is designed and built specifically for each individual customer, handcrafted by our skilled craftsmen to your exact specification.

Our ethos is one of exceptional design and product performance, created to compliment the home and lifestyle of our customers. We believe in producing architectural solutions that will delight customers now, and from years to come.



Designing Spaces to Enhance Your Home

Aluco have an exceptional reputation, where attention to detail and superb British craftsmanship is second to none.

Our window and door styles range from our iconic 'steel-look' Elegance range through to our grand design inspired sliding door and the versatile Bi-folding door.

The Aluco Collection is available in an extensive selection of colour and finish options, including a stunning range of traditional and contemporary hardware and ironmongery styles and designs to compliment your home.



DISTINCTIVE DESIGN



THE SUBTLE DEGREE OF DIFFERENCE



Creating Lasting Impressions Through Interior Design

Attention to detail is at the core of the Aluco experience. Our range of exceptional windows and doors are designed to ensure every detail is captured.

From slim and equal sightlines to maximise glass area and provide a uniform appearance, large glass sliding and folding doors, colour suited hardware to seamlessly match your window and door frames, dual colour finishes to allow different internal and external designs and handles designs to suit every room in your home. All can be tailored into every Aluco product to suit your needs.






ELEGANT
LUXURY
DISTINCTIVE
ICONIC
HERITAGE
INDUSTRIAL
TIMELESS
ART DECO
STEEL LOOK

ALUCO™
Excellence in Aluminium

STEEL LOOK WINDOWS AND DOORS

ELEGANCE



ALUCO

TURNING YOUR DREAMS INTO REALITY

Timeless Design, Advanced Performance

Inspired by Art Deco and industrial style steel windows and doors, our Elegance range delivers a 21st Century solution for this iconic design. Manufactured from precision engineered aluminium, Elegance offers all the design and style capabilities but with the added benefit of advanced performance across thermal, security and durability.

THE ELEGANCE INTERNAL SYSTEM



Interior Designs

The versatility of the Elegance range is not restricted to simply the external, the Aluco Elegance Internal system provides internal spaces with a luxury divider creating unique spaces through bespoke doors and screens.

Creating small or large screens in a multitude of design options and openings, the internal Elegance system offers the perfect solution to alternative room partitioning. Offering the same slim sightlines with horizontal and vertical astragal bars as the Elegance external system.

The internal screen and partitioning system from Aluco allows your interior design to make a real statement.

THOUGHTFUL LIVEABLE SPACES



The Elegance range allows a multitude of style options to be created, all to suit your interior and exterior needs whilst maintaining the 'classic' steel look appearance.

From screens, doors, side partitions, orangery windows and so much more. Not forgetting internal doors too, all internal Elegance doors have no bottom frame allowing your floors to seamlessly flow through the room, be it hallway, kitchen, bedroom and bathroom.

Our steel look Elegance range is only restricted by your imagination.

IT'S THE INSIDE THAT COUNTS



Bring Interiors To Life

The Aluco Elegance Door screens will enhance any home, with classic design details like the handle back plate, bottom kick plate and the slim horizontal and vertical glazing bars providing the iconic industrial finish, available as single and double door options.




STYLISH
CONTEMPORARY
INNOVATIVE
MODERNISTIC
LIFESTYLE
VERSATILE

ALUCO™
Excellence in Aluminium



SLIDING DOOR SYSTEM

ENCORE



ALUCO TURNING YOUR DREAMS INTO REALITY

Contemporary Design, Modern Living

For that grand design inspired look, the Aluco Encore will maximise light and through its large glazing area and slim sightlines will allow stunning unimpeded views. Suitable in either sliding or Lift and Slide opening options it's the perfect patio door solution. Ideal for large openings, the smooth opening doors can be tailored to suit your needs, be it 2, 3 or 4 pane options.

Showstopping Aesthetics

Encore from Aluco offers versatility in style, design and finishes. The multitude of single and dual colour options provide you with all the finishes to suit your needs, but it's also practical too, low thresholds for seamless walk throughs and suited fixed lights mean the Encore can deliver you complete design needs.



LIGHT & SPACE

Blur The Lines Between Home And Garden

The Aluco Encore door offers contemporary styling and robust performance, available in both sliding and lift and slide opening options. The slim frame design will ensure you can maximise the glass area and make the most of your views whilst allowing light to flood your home.





SLEEK
INNOVATIVE
CLASSIC
STATEMENT
ELEGANT

ALUCO™
Excellence in Aluminium



BI-FOLDING DOOR SYSTEM

EXPANSE

ALUCO

TURNING YOUR
DREAMS
INTO REALITY

Versatile Design, Enduring Appeal

The Aluco Expanse Bi-Folding doors offer impressive openings that can unite the inside with the outside and create unique living spaces. Perfect for open plan designs to give your home the wow factor. Designed for high performance in all situations, the Aluco Expanse will deliver exceptional performance in all styles and finishes.

TRANSFORM YOUR HOME



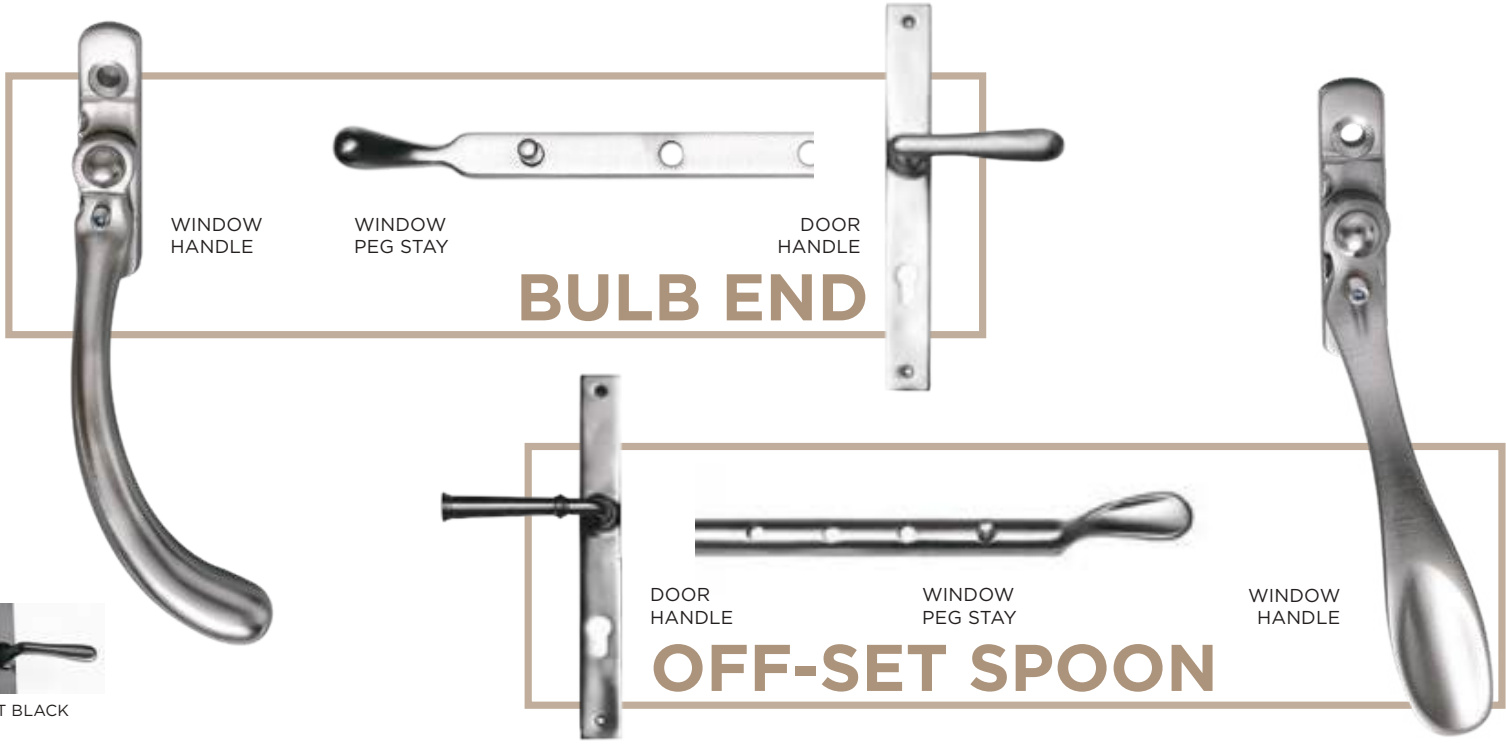

Bring Interiors To Life

Our Expanse bi-fold door will suit any home, whatever style and finish you desire, Aluco Expanse can deliver... and more. Available in 2 to 6 panel opening widths, a multitude of opening options, open inwards or outwards, and all this in single or dual colour options with a range of hardware colour designs. Your choices are virtually endless, Expanse delivers them all with the Aluco quality.

ELEGANCE HARDWARE

Traditional Range

The traditional range of window and door handles are available in a choice of Bulb and Spoon designs and are all available in a range of 7 finishes. All hardware options are perfectly suited, so window and door options will match perfectly. Peg stay options are also available to add that little extra traditional finish.



Art Deco Range

For that truly Art Deco suit, this range of suited window and door handles are available in black and solid brass for a spectacular finish to your Elegance windows and doors.



Ventiss Range

The Ventiss range of Elegance window handles offers a multitude of contemporary handle designs and colour combinations, the 360 and Teardrop designs are also complimented with a range of colour suited peg stays.



PEG STAYS



ELEGANCE HARDWARE

Window & Door Range

The range of standard window and door handles are both available in colour matched white, black, gold and chrome finishes. Standard on all Elegance Window and doors.



BLACK MAXIM WINDOW HANDLE



WHITE MAXIM WINDOW HANDLE



GOLD MAXIM WINDOW HANDLE



CHROME MAXIM WINDOW HANDLE



BLACK WINDSOR DOOR HANDLE



WHITE WINDSOR DOOR HANDLE



GOLD WINDSOR DOOR HANDLE



CHROME WINDSOR DOOR HANDLE

ENCORE HARDWARE



OVAL HANDLE SET

This stylish contemporary design is available as standard on Encore Sliding Doors. Available in:

- BLACK
- WHITE
- GOLD
- CHROME



LEVER HANDLE

For the Encore lift and slide doors the Lever handle provides slim sightlines whilst allowing easy operation. Available in:

- BLACK
- WHITE
- GOLD
- CHROME

EXPANSE HARDWARE



LEVER HANDLE

For all Bi-fold master doors, the lever handle is provided for use with all main traffic opening doors. Available in:

- BLACK
- WHITE
- GOLD
- CHROME



SHOOTBOLT HANDLE

A slim neat design incorporated with all locking hinges opening doors. Available in:

- BLACK
- WHITE
- GOLD
- CHROME



D HANDLE

Where a hinge opening requires an easy to close door, the D handle is neatly incorporated within the centre hinge. Available in:

- BLACK
- WHITE
- GOLD
- CHROME

COLOURS THAT INSPIRE

Statement

An exclusive range of metallic finishes that combine with a unique tactile finish, bringing style and durability to any building project

			
Velour White SEN001	Frost White SEN022	Dune SEN002	Sand SEN003
			
Caramel SEN031	Mars Red SEN005	Basque Red SEN006	Sienna Brown SEN004
			
Cocoa Brown SEN021	Chestnut Brown SEN024	Silver Grey SEN017	Diamond Grey SEN026
			
Platinum Grey SEN016	Desert Grey SEN025	Antique Grey SEN015	Vulcan Black SEN014
			
Obsidian Black SEN013	Provence Green SEN010	Olive Green SEN018	Antique Green SEN012
			
Amazon Green SEN011	Steel Blue SEN028	Ocean Blue SEN007	Sky Blue SEN009

Heritage

The classic shades and warm tones in our Heritage range have been developed to provide the perfect finish for both new-build and heritage properties alike


			
Burford White CWD001	Bibury Steam CWD003	Bath Stone CWD004	Fairford Tile CWD006
			
Slad Stone CWD015	Bourton Cream CWD002	Cheltenham Stone CWD005	Painswick Stone CWD008
			
Moreton Ground CWD007	Cotswold Green CWD012	Tetbury Field CWD009	Wotton Olive CWD010
			
Chedworth Green CWD013	Westonbirt Leaf CWD014	Stroud Sky CWD011	

Classic

These beautiful colour-rich coatings, in a variety of versatile shades, the ever popular 'Classic' range offers style and protection for all your Aluco windows and doors.









			
White KL010	Off-White KL011	Cream KL001	Brown KL006
			
Dark Brown KL007	Grey KL012	Dark Grey KL013	Anthracite Grey KL005
			
Textured Anthracite KL14ST	Dark Blue KL003	Dark Green KL004	Dark Red KL002

Most Popular Elegance Colours

	
White RAL 9010	Black RAL 9005

Luxe

Luxe combines the best of anodised and powder coated finishes

							
Golden Beach ALC004	Gold Pearl ALC003	Bronze ALC002	Silver Grey ALC006	Titanium Grey ALC005	Storm Grey ALC007	Steel Grey ALC008	Black ALC001

Having selected the finish for your project, simply speak to your supplier and they will arrange for a sample to be sent to you. Although the colours in this brochure are a very accurate representation, they are not 100% accurate.

The ALUCO Experience

The first step in your journey is to visit one of our Aluco certified partner showrooms. See for yourself the exceptional quality and design of our window and door collection, discover our range of finishing touching and discuss your project with an experienced designer.

When you choose a product from the Aluco Collection you're choosing more than just a supplier, you're choosing dedicated team, unrivalled product performance and an unsurpassed passion for quality.

Contact us to put you in touch with your Local Certified Showroom Partner
T: 01480 436578
E: marketing@alucoaluminium.com

Follow us on
Instagram & Facebook



@alucoaluminium



@AlucoAluminiumLtd



ALUCO™

Excellence in Aluminium

Windows • Doors

www.alucoaluminium.com

© Aluco Aluminium Limited 2018